



For:

Name
Surname
Address
Address

Your hearing system dispenser & Service Partner:

➤ **You have chosen a hearing system from
HANSATON**

We take pleasure in your choice and congratulate you on your decision, because with a HANSATON hearing system you own a high-quality product of the most modern technology.

For more than 45 years, we have been helping people with our devices to achieve better hearing and better speech understanding, hence a higher quality of life.

Behind our products stand many years of development and production experience, as a corporate philosophy centred on people and their needs.

If you read this brochure carefully and follow the advice on use and care, you will get much enjoyment from your new hearing system.



This product has passed every phase of the independently-certified HANSATON quality management system.

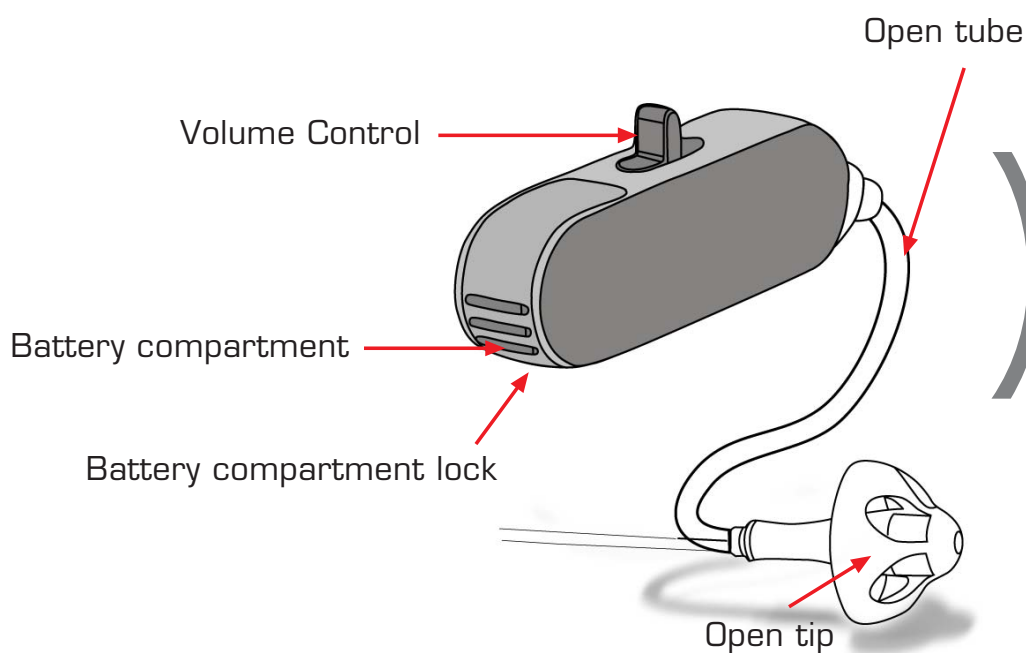
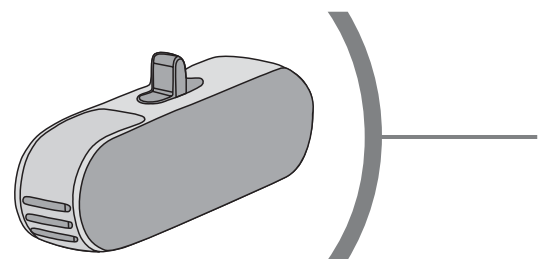
The CE symbol documents high quality standards and product reliability because it indicates that all European guidelines for medical products have been met.

CE
0124



 **Index**

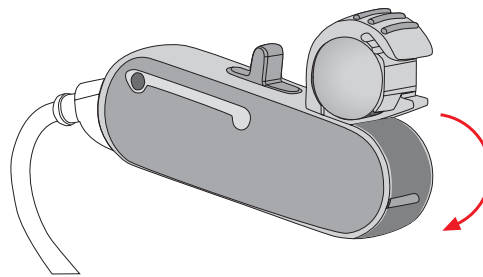
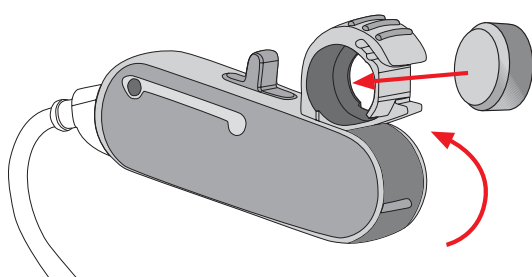
Technical Information for your hearing system	Page 2
Installation and change of the battery	Page 3
Information and safety instructions	Page 4
Handling of your hearing system	Page 5
Advice on care	Page 6
Advice on Use	Page 7
Remarks	Page 8





••••• **Installation and Change of the Battery**

Battery type: 10

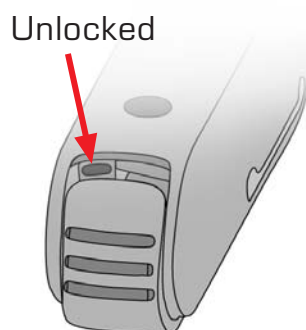


Open the battery compartment and lay the battery in the open compartment so that the negative pole facing into the compartment.

Close the compartment.

••••• **Battery compartment lock**

To lock or unlock, move the slide with a suitable pointed tool.



With a new battery, it may take a few minutes for the battery to develop its full output. Only then should you close the battery-compartment.

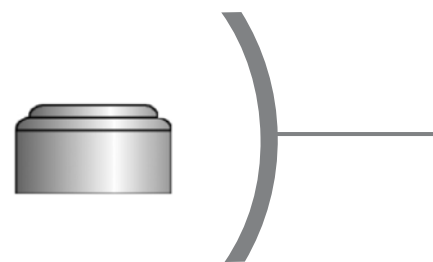
negative pole





Advice on Batteries

- Never put batteries in your mouth ! For this reason, keep batteries out of reach of children.
- If a battery is inadvertently swallowed, please call a doctor immediately.
- Always use new batteries.
- Remove the batteries if the hearing system is to remain unused for a long time.
- Failing batteries should be replaced immediately.
- Do **not** throw used batteries in the household waste or burn them, but return them to your hearing instrument specialist.



Safety instructions

Never attempt to recharge batteries that are not designed for that purpose (danger of explosion)!





Switching instrument on and off


The battery compartment of the instrument is also used as an on/-off switch.

Switch off:

Open the battery compartment as far as the first stop.

Switch on:

Close the battery compartment.



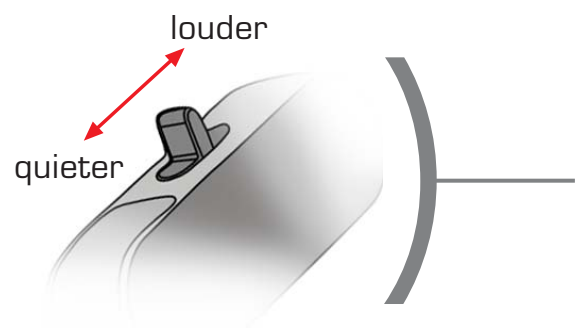
Loudness setting

You can adjust the loudness of your hearing instrument using the volume control on the back of the hearing instrument.

quietest position: controller back

loudest position: controller front

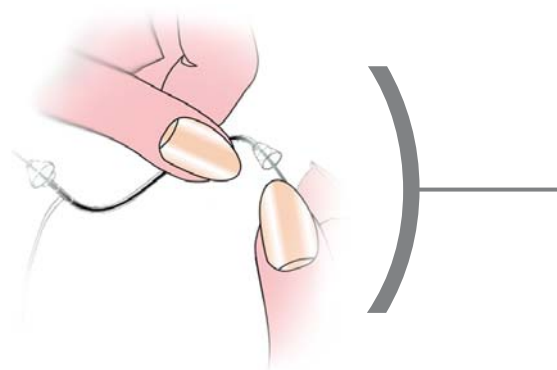
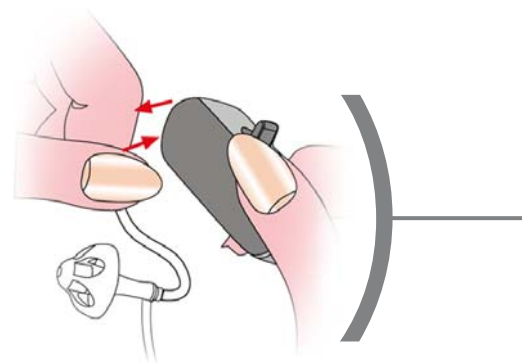
If you make alterations using the volume control (quiet/loud), a brief signal sounds while turning the knob. If you have reached the maximum or minimum volume, 3 short signal sound in succession.





Advice on care

- You are advised to use our HADEO care products to clean your hearing aid. These products were developed specifically for this purpose and are available exclusively from your hearing aid specialist.
- The hearing system itself and the Open tube may not be put in water or Cleaning Liquid Soft.
- The hearing system and the Open tube must be kept dry. Please put both it in a HADEO Dry Bag or Dry Cup overnight to draw the moisture out of the inside.
- Clean your hearing system When it is dry using a soft cloth. The sound outlet openings can be freed of residues using a small brush.
- If required, disconnect the hearing system from the Open tube. Starting from the hearing system side, push the cleaning wire completely through the Open tube.



Care Primer

Our HADEO care primer can be obtained from your hearing instrument specialist who will be glad to advise you on any questions you may have about caring for your system.





Important Advice on Use

- Protect the device from wetness, dampness, heat and mechanical effects.
- Because of its sensitive components, the device should not be allowed to fall on the floor.
- Do not wear the device in the following situations:
 - > when showering/bathing
 - > when using hairspray
 - > in strong magnetic fields, high-frequency fields or under direct x-ray irradiation
- Please change the battery in the following instances:
 - > if volume becomes lower
 - > if sound quality deteriorates
 - > if the instrument switches off automatically
(this will be preceded by a series of short-spaced alarms as a warning)
- HANSATON hearing instruments are so designed as to minimise the generation of electromagnetic fields and the influence of electromagnetic fields on their operation. When using mobile telephones, however, electromagnetic field effects cannot be ruled out.

Safety instructions:

Do not wear or use the device in areas where a danger of explosion exists.

